

Overview

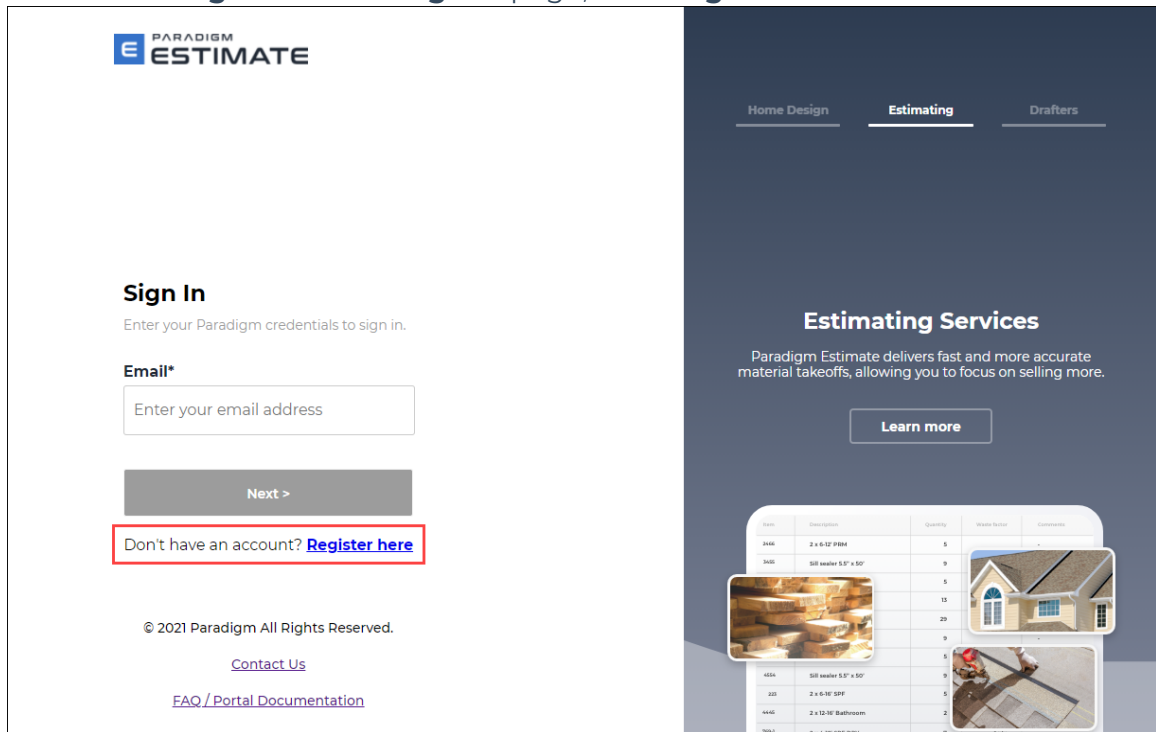
The Paradigm Estimate portal is an integrated service solution that automatically examines blueprints/construction documents, creates an itemized material takeoff list for all construction materials, and streamlines the communication required for an accurate bid.

In addition, the Paradigm Estimate portal seamlessly integrates with the Paradigm Omni sales tools.

This guide walks users through how to create an account and log in.

Creating an Account

1. On the **Paradigm Estimate Sign In** page, click **Register here**.



**PARADIGM
ESTIMATE**

Sign In
Enter your Paradigm credentials to sign in.

Email*
Enter your email address

Next >

Don't have an account? [Register here](#)

© 2021 Paradigm All Rights Reserved.
[Contact Us](#)
[FAQ / Portal Documentation](#)

Home Design **Estimating** Drafters

Estimating Services
Paradigm Estimate delivers fast and more accurate material takeoffs, allowing you to focus on selling more.
[Learn more](#)

ITEM	Description	Quantity	Material Notes	Comments
2440	2 x 6-12' PBR	5		
3430	Sill sealer 0.5" x 50'	9		
		5		
		15		
		29		
		9		
4554	Sill sealer 0.5" x 50'	9		
223	2 x 6-16' SPF	5		
4440	2 x 12-16' Bathrooms	2		
788-1	2 x 6-12' 2014 DRY	7		

2. Enter the required information in each field in the **Account Registration** pane.

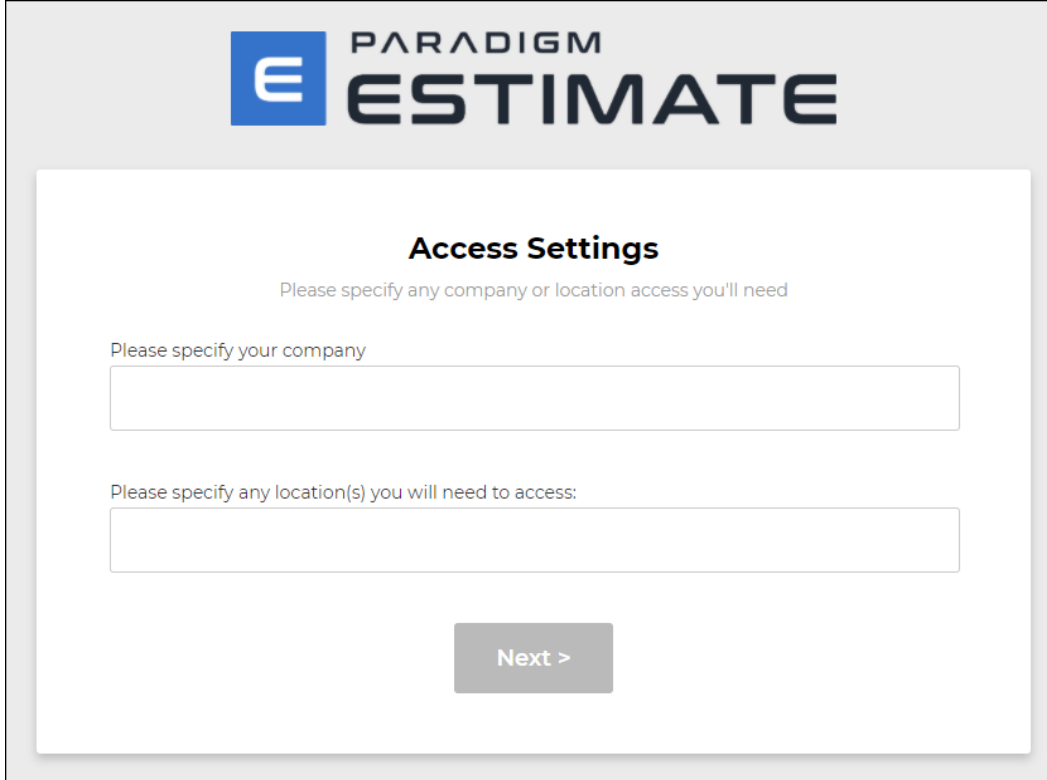
Copyright. © 2021 WTS Paradigm, LLC. All rights reserved. This document may not be photocopied, reproduced, or translated, in whole or in part, without the prior written consent of WTS Paradigm, LLC.

3. Select the **I'm not a robot** check box.
4. Click **Next >**. The **Verify Your Email** page appears.

5. When you receive the email, click the link in the email to activate your account. The **Sign In** page appears again.
6. Log in with your registered credentials. The **User Agreement** page appears.

7. Scroll to the bottom of the **Terms and Conditions**.
8. In the **Sign Initials** field, enter your initials. The **Next >** button is enabled.

9. Click **Next >**. If your account has been pre-registered, you're now logged in. Otherwise, the **Access Settings** page appears.



**PARADIGM
ESTIMATE**

Access Settings

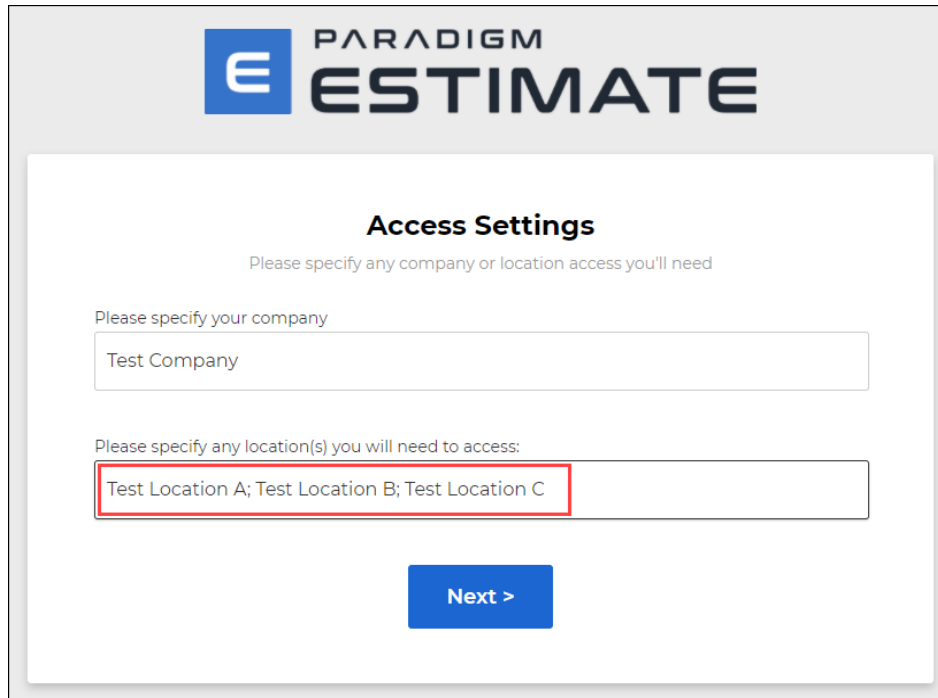
Please specify any company or location access you'll need

Please specify your company

Please specify any location(s) you will need to access:

Next >

10. Enter the name of your **company** and any **locations** you'll need to access.
- **Tip:** If you're entering the names of more than one location, separate the names with a semicolon.



**PARADIGM
ESTIMATE**

Access Settings

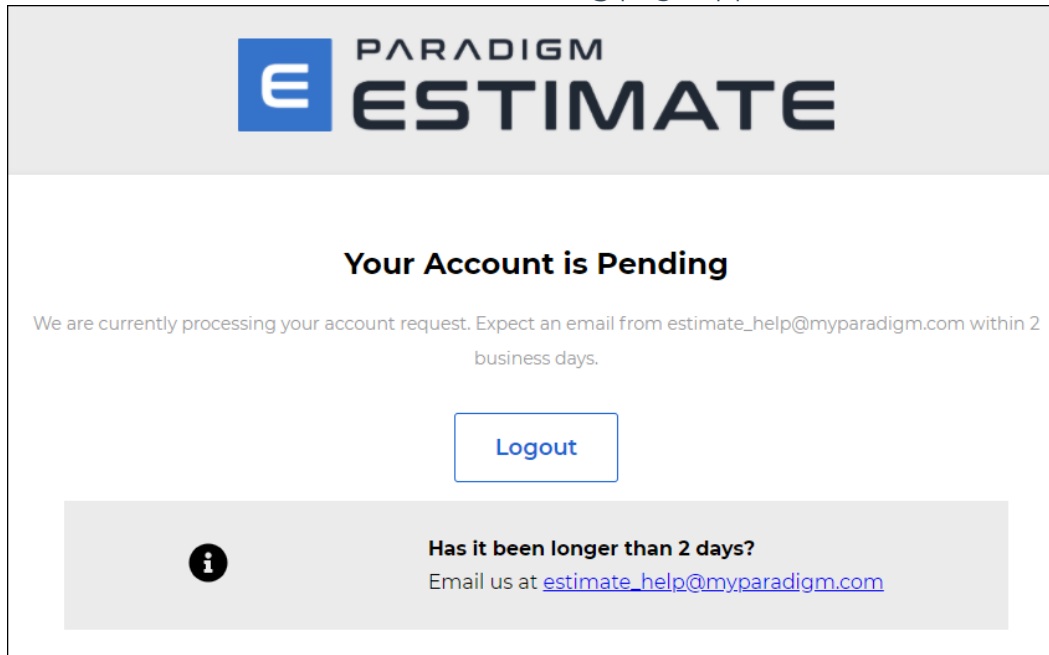
Please specify any company or location access you'll need

Please specify your company

Please specify any location(s) you will need to access:

Next >

11. Click **Next >**. The **Your Account is Pending** page appears.



When your account is activated, you'll receive an email notification from Paradigm, and you'll be able to log in to the Paradigm Estimate portal via the **Sign In** page.

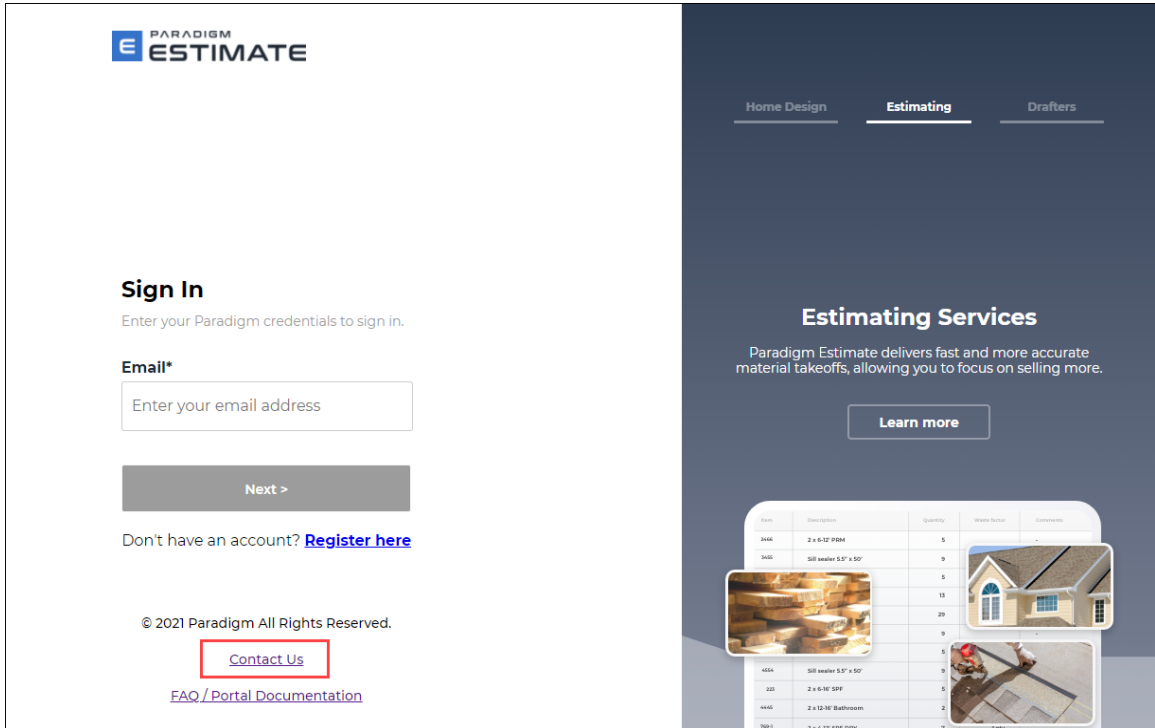
Contacting Us

You can contact us with questions or concerns by calling our phone number or by submitting the support form that's available via the Contact Us link.

To contact us by phone, call 608-664-9292 and select option 4.

To submit a question or comment via the support form:

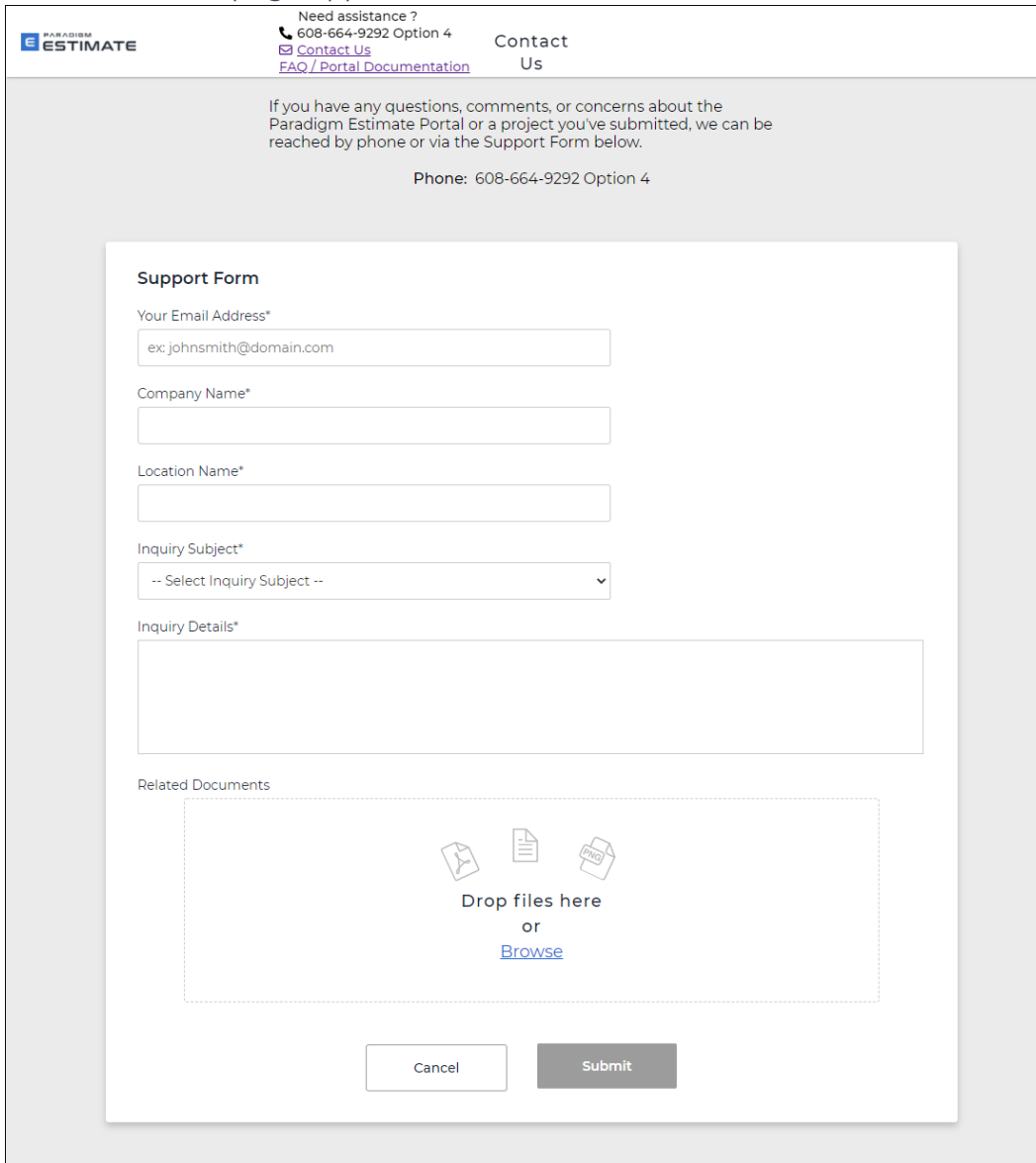
1. Click **Contact Us**.



The screenshot displays the Paradigm Estimate website. On the left, the 'Sign In' section features the company logo, a prompt to enter credentials, an email input field, a 'Next >' button, and a 'Register here' link. Below this is the copyright notice and a 'Contact Us' link highlighted with a red box. On the right, the 'Estimating Services' section includes navigation tabs for 'Home Design', 'Estimating' (which is active), and 'Drafters'. It features a descriptive paragraph, a 'Learn more' button, and a table with construction-related data and images.

Item	Description	Quantity	Material Factor	Comments
2440	2 x 6-12' PDM	5		
3400	SIF Insulation 5.0" x 50"	9		
		5		
		13		
		29		
		9		
4550	SIF Insulation 5.0" x 50"	9		
200	2 x 6-12' SIF	5		
4440	2 x 10-12' Bathroom	2		
7000	2 x 4-12' SIF 200V	7		

The **Contact Us** page appears.



2. In the **Support Form**, enter your email address, company name, and location name.
3. In the **Inquiry Subject** list, select the reason you're contacting us.
 - Registration/Login
 - Contract/Package Information.
 - General Estimate Portal.
4. In the **Inquiry Details** field, enter your question or comment. Provide as many details as you can.
5. If any documents are relevant to your question or comment, you can attach them by dragging them into the **Related Documents** pane or by clicking **Browse** to find and attach them to the form.
6. Click **Submit**.



Copyright. © 2021 WTS Paradigm, LLC. All rights reserved. This document may not be photocopied, reproduced, or translated, in whole or in part, without the prior written consent of WTS Paradigm, LLC.

Trademarks. WTS Paradigm®, Paradigm®, CenterPoint, Web CenterPoint, MasterPoint, TouchQuote®, MyBuild, View, Safeguard®, BaseCamp, Paradigm Omni, Paradigm Omni for Homebuilders, Paradigm Estimate, Paradigm Drafting, Vendo, and any associated logos are either registered trademarks or trademarks of WTS Paradigm, LLC, and may not be used without the prior written consent of WTS Paradigm, LLC.

Disclaimer. WTS Paradigm, LLC, reserves the right to make changes to this guide and its specifications, content, and features at any time, without notice.

Contact information. Contact your WTS Paradigm, LLC, representative to obtain copies of WTS Paradigm, LLC, documentation. If you need technical assistance or have comments, please contact us at www.myparadigm.com.

Existing Agreements. This content is provided to you under your agreements, if any, with WTS Paradigm, LLC and/or its affiliates.